



MEYERS


ALUMINUM SEMI-V AND JON BOATS





- Keel, Chime, Gunwale, and Splash Rails are Fabricated from Heavy Duty Extruded Aluminum.
- Hull and Transom are Heliarc Welded With a Continuous Single Seam.



Model	Weight (lbs.)	Centerline Length	Beam	Depth	Transom Width	Transom Height	Persons	Maximum Cap./(lbs.)	Maximum HP	Hull Thickness
Laker										
										
Laker 12	112	11' 10"	54"	22"	50"	15"	3	400/540	10	.050
Laker 14	125	13' 7"	56"	22"	50"	15"	4	510/650	10	.050

Pro										
										
Pro 12	121	11' 10"	56"	23"	50"	15"	3	425/550	10	.050
Pro 14	151	14' 0"	58"	25"	54"	15"	4	525/725	15	.055

Super Pro										
										
Super Pro 14	208	13' 11"	62"	26"	61"	20"	4	605/900	25	.063
Super Pro 14 II	208	13' 11"	62"	26"	61"	15"	4	550/775	25	.063
Super Pro 16	290	15' 10"	71"	29"	65"	20"	6	800/1135	35	.071

Fisherman										
										
Fisherman 10	116	10' 0"	56"	18"	56"	15"	2	270/350	5	.050
Fisherman 12	133	12' 0"	56"	18"	56"	15"	3	355/500	10	.050
Fisherman 14	144	14' 0"	56"	18"	56"	15"	3	435/630	10	.050



Marine Division of Castle Equipment Co.
P.O. Box 3, Braidwood, IL 60408

1 (888) 274-8490
1 (815) 458-6216

www.castlecraft.com